





































Curvas de cargas - Load diagrams - Lastkurven - Courbes de charges - Curve di carico - График грузоподъёмности

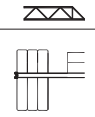
75 m	10	14,9	15	20	25	30	35	40	45	50	55	60	65	70	75	m	Kg 
	14000	14000	13942	10064	7788	6292	5233	4444	3834	3348	2951	2622	2344	2106	1900		
70 m	10	15	15,3	20	25	30	35	40	45	50	55	60	65	70	m	Kg 	
	14000	14000	14000	10403	8057	6515	5423	4610	3981	3480	3071	2732	2445	2200			
65 m	10	15	16,9	20	25	30	35	40	45	50	55	60	65	m	Kg 		
	14000	14000	14000	11589	8998	7294	6089	5191	4496	3943	3492	3116	2800				
60 m	10	15	18,8	20	25	30	35	40	45	50	55	60	m	Kg 			
	14000	14000	14000	13079	10180	8274	6926	5921	5144	4524	4019	3600					
55 m	10	15	19,4	20	25	30	35	40	45	50	55	m	Kg 				
	14000	14000	14000	13588	10584	8609	7211	6170	5365	4723	4200						
50 m	10	15	18	20	25	30	35	40	45	50	m	Kg 					
	14000	14000	14000	14000	10943	8906	7465	6392	5561	4900							
45 m	10	15	20,7	25	30	35	40	45	m	Kg 							
	14000	14000	14000	11378	9267	7773	6661	5800									
40 m	10	15	20,8	25	30	35	40	m	Kg 								
	14000	14000	14000	11441	9320	7818	6700										
35 m	10	15	20,8	25	30	35	m	Kg 									
	14000	14000	14000	11415	9298	7800											

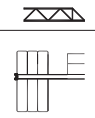
SL-SUPERLIFT Curvas de cargas - Load diagrams - Lastkurven - Courbes de charges - Curve di carico - График грузоподъёмности

75 m	10	15	15,9	20	25	30	35	40	45	50	55	60	65	70	75	m	Kg  SL
	14000	14000	14000	10798	8371	6775	5645	4804	4153	3634	3211	2860	2563	2309	2090		
70 m	10	15	16,4	20	25	30	35	40	45	50	55	60	65	70	m	Kg  SL	
	14000	14000	14000	11196	8686	7036	5868	4999	4326	3790	3352	2989	2682	2420			
65 m	10	15	18,1	20	25	30	35	40	45	50	55	60	65	m	Kg  SL		
	14000	14000	14000	12525	9741	7910	6615	5650	4903	4308	3823	3420	3080				
60 m	10	15	20	20,2	25	30	35	40	45	50	55	60	m	Kg  SL			
	14000	14000	14000	14000	11061	9004	7549	6465	5626	4958	4412	3960					
55 m	10	15	20	20,9	25	30	35	40	45	50	55	m	Kg  SL				
	14000	14000	14000	14000	11524	9388	7877	6751	5880	5186	4620						
50 m	10	15	20	21,6	25	30	35	40	45	50	m	Kg  SL					
	14000	14000	14000	14000	11939	9732	8170	7007	6107	5390							
45 m	10	15	22,4	25	30	35	40	45	m	Kg  SL							
	14000	14000	14000	12437	10145	8523	7315	6380									
40 m	10	15	22,6	25	30	35	40	m	Kg  SL								
	14000	14000	14000	12527	10219	8586	7370										
35 m	10	15	22,6	25	30	35	m	Kg  SL									
	14000	14000	14000	12518	10211	8580											

SL-SUPERLIFT Otras velocidades y características de funcionamiento – Variant speeds and service conditions – Abweichende Geschwindigkeiten und Betriebsbedingungen – Vitesses et conditions de fonctionnement différentes – Differenti velocità e condizioni di funzionamento – Нестандартные скорости и условия эксплуатации



Bloque de contrapeso - Counterweight blocks - Gegengewichtsblöcke - Bloc de contrepoid - Blocco di contrappeso - Плиты противовеса




	75 m		70 m		65 m		60 m	
	A	B	A	B	A	B	A	B
	8	-	7	1	7	1	7	1
	22000 Kg		20750 Kg		20750 Kg		20750 Kg	

	55 m		50 m		45 m		40 m		35 m	
	A	B	A	B	A	B	A	B	A	B
	6	2	5	3	5	2	4	3	4	2
	19500 Kg		18250 Kg		16750 Kg		15500 Kg		14000 Kg	



Mecanismos - Mechanisms - Antriebe - Mécanismes - Meccanismi - Приводы






75Hp (55Kw)-INV-5V
400V-50/60HZ
HBG 106m S/R Ø20
* HBG 200m S/R Ø20 D-Max

		m/min	0-24	0-30	0-38	0-72	0-110
		Kg	14000	10000	8000	4000	1000
		Kw	55	55	55	55	55

	m/min	11 / 37 / 100		
	Kw	11		
	r.p.m.	0,3	0,6	0,9
	Kw	2 x 7,5		
	m/min	12 / 24		
	Kw	4 x 3		

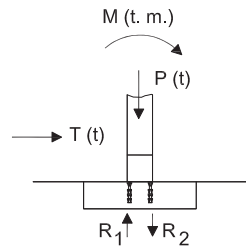

75Hp (55Kw) - INV

		400V 50Hz I _{max} = 187A Fuse= 224A	TOTAL POWER 109 KVA	GENERATOR 200 KVA	100m 4x50mm ²	150m 4x70mm ²	200m 4x120mm ²
2000/14/CEE 2005/88/CEE	2006/95 /CEE	* 480V 60Hz I _{max} = 156A Fuse = 175A					

- * Opcional / Optional / Opzionale
-  Elevación / Hoisting / Heben / Levage / Sollevamento
-  Distribución / Trolleying / Katzfahren / Distribution / Ditrubuzione
-  Orientación / Slewing / Schwenken / Orientation / Rotazione
-  Traslación / Travelling / Schienenfahren / Translation / Traslazione
-  Cable / Rope / Seil / Câble / Funne

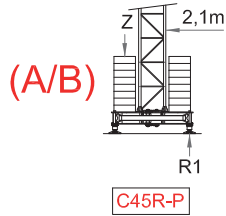
FEM 1005-C25 / EN 14439 - Mástil / Reacciones - Masts / Reactions - Mast / Eckdrücke - Mat / Réactions - Torre / Réazioni - Реакции / Комплектация башни

- K = S17 8/8
- L = S17 16/8
- M = S17 16/16
- N = S21-S17 8/8
- O = S21 8/8
- P = S21 16/8
- T = S2322 16/16 M45L
- U = S2326 16/16 M52L
- X = C2322/21
- S2018 = S20 8/8

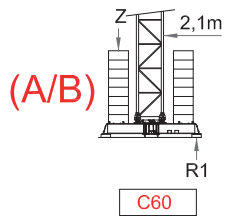


	O	P	T	U	ZR	S2018
H (m)	51,6	57,5	72,4	84,8	102,7	58,3
M (T·m)	572,2	652,5	1056,8	1368,8	2028	739
T (t)	9,3	15,5	20,9	25,4	30,5	18,3
P (t)	76,9	82	93	112,3	125	92,2
R ₁ (t)	188,2	216	341,2	440	668,2	238,2
R ₂ (t)	-226,7	-257,1	-387,7	-500	-730,7	-284,3

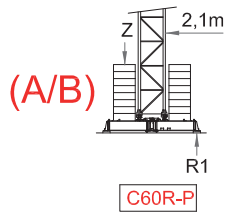
FEM 1005-C25 / EN 14439 - Bloque lastre de base - Base ballast block - Grundballastblöcke - Bloc de lest de base - Blocco di zavorra alla base - Балласты опорной рамы



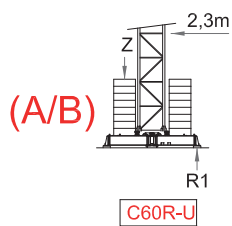
C25	H (m)	26 m	28,9 m	31,9 m	34,8 m	40,7 m	46,6 m	52,5 m ^{A/B}	55,5 m ^B
	R1 (t)	85,8 t	90 t	94,5 t	99,3 t	114,8 t	140,7 t	179,9 t	201,7 t
	Z (t)	90 t	90 t	100 t	100 t	110 t	140 t	170 t	210 t



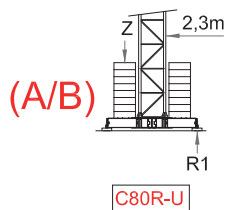
C25	H (m)	23,1 m	29 m	34,9 m	40,8 m ^{A/B}
	R1 (t)	52,3 t	59,4 t	65,7t	74,8 t
	Z (t)	40 t	40 t	50 t	70 t



C25	H (m)	26,2 m	32,1 m	35 m	40,9 m	46,8 m	52,7 m	55,7 m ^{A/B}	61,6 m ^B
	R1 (t)	54,7 t	61,8 t	66,1 t	73,7 t	89,6 t	116 t	130,5 t	162,5 t
	Z (t)	45 t	45 t	45 t	60 t	80 t	100 t	110 t	145 t



C25	H (m)	38,4 m	41,3 m	47,2 m	50,2 m	56,1 m	59 m	62 m ^{A/B}	67,9 m ^B
	R1 (t)	71,4 t	75,6t	93,9 t	106,3 t	133 t	148 t	163,7 t	197,8 t
	Z (t)	50 t	60 t	75 t	85 t	110 t	120 t	135 t	190 t

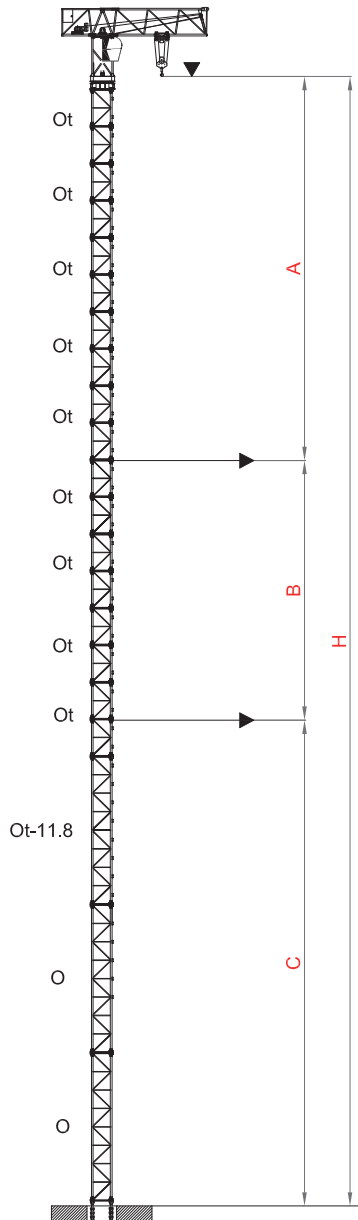


C25	H (m)	61,7 m	64,6 m	70,6 m ^{A/B}	76,7 m	82,8 m ^B
	R1 (t)	140,3 t	147,9 t	178,7 t	207,8 t	240,1 t
	Z (t)	80 t	90 t	120 t	155 t	220 t

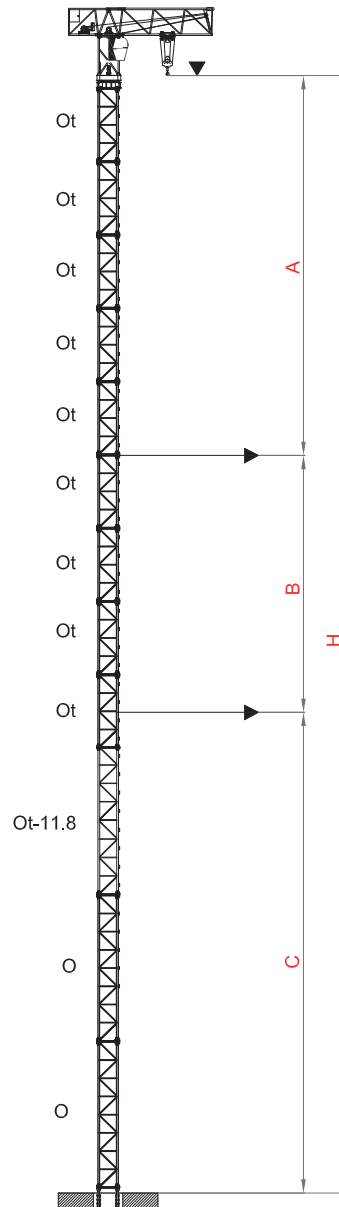
TLS

Proceso de trepado - Climbing - Kletterkrane - Telescopable - Sopralzo idraulico - Процесс наращивания крана

TREPADO EXTERNO / EXTERNAL CLIMBING / GEANKERTER KRAN /
GRUE ANDRÉE / GRU ANCORATA / ВОСХОЖДЕНИЕ ЭКСТЕРНО



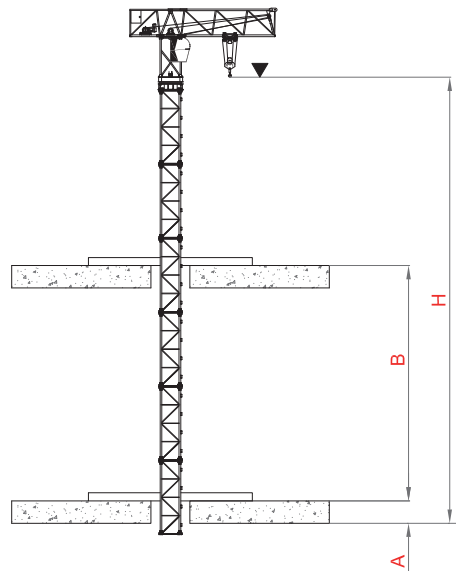
	MONOBLOCK Ot/2,95 m
A max.	30,6 m
B max.	21 m
C max.	39,8 m
Hi max.	51,6 m
H max. C+B+A	88,1 m
H max. C+B+B+A	105,2 m / (i)



	MONOBLOCK Ot/5,9 m
A max.	30,6 m
B max.	17,7 m / (i)
C max.	40,1 m
Hi max.	51,7 m
H max. C+B+A	88,4 m
H max. C+B+B+A	106,1 m / (i)

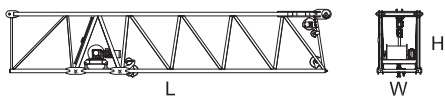
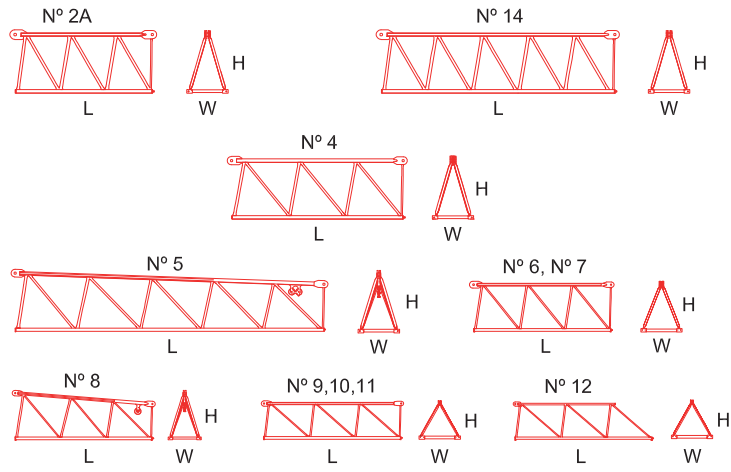
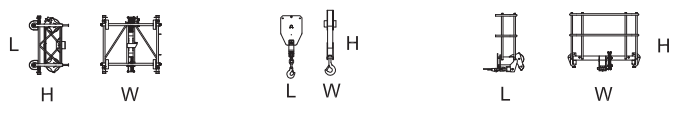
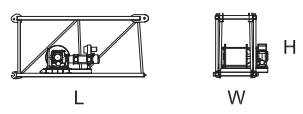
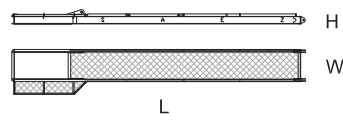
(i) Consultarnos - Consultateci - Consult us - Nous consulter - Auf anfrage -
Другие высоты подъема и наращивание крана по запросу

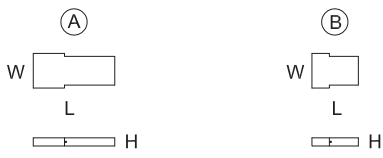
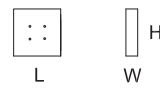
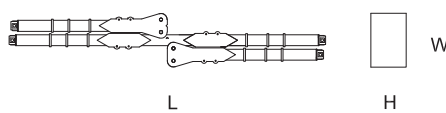
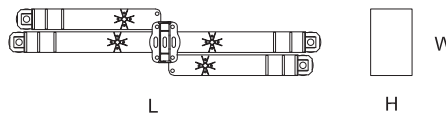
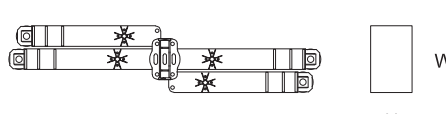
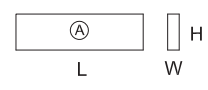
TREPADO INTERNO / BOTTOM CLIMBING CRANE / KLETTERKRANE IM GEBÄUDE / TÉLESCOPAGE SUR DALLES /
GRU CLIMBING / ВНУТРЕННИЙ ПРОЦЕСС ТЕЛЕСКОПИРОВАНИЯ

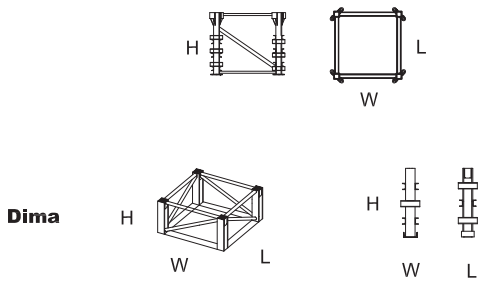
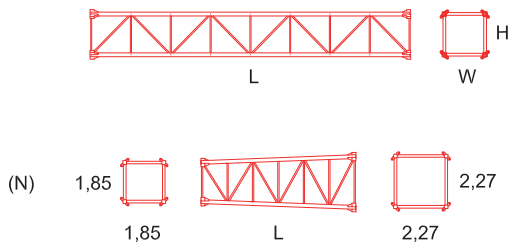
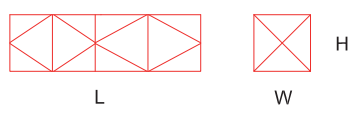


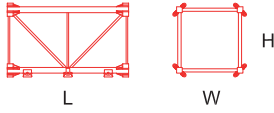
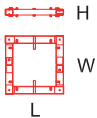
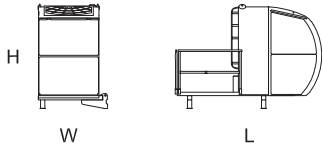
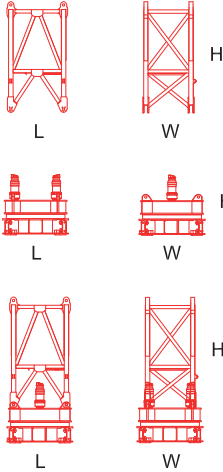
ⓘ Consultarnos - Consultateci - Consult us - Nous consulter - Auf anfrage -
Другие высоты подъема и наращивание крана по запросу

Dimensiones y transporte - dimensions and transport - Abmessungen und Transport - dimensions et des transports - dimensioni e trasporti - Размеры и транспорта

	L(m)	W(m)	H(m)	Peso(Kg)	
Pluma tramo primero / Jib heel section / Ausleger-Anlenkstück / Pied de fleche / Settore articolato di braccio / Корневая секция стрелы 	11,8	1,63	2,36	6900	
Elemento intermedio de pluma / Intermediate jib section / Ausleger-Zwischenstück / Élément interm. de fleche / Spezzone di braccio / Промежуточная секция стрелы 	2A 14 4 5 6 7 8 9 10 11 12	5,35 10,6 6,55 11,6 5,3 5,26 5,25 5,21 5,18 5,15 5,11	1,50 1,50 1,50 1,50 1,50 1,50 1,50 1,50 1,50 1,50 1,50	2,30 2,30 2,30 2,30 1,84 1,84 1,84 1,42 1,42 1,42 1,42	1700 3080 1510 2100 830 675 615 500 430 360 300
Gancho, Carro y Puntera / Hook, Trolley and jib head / Lasthaken - Laufkatze-Cabeça de Lança / Crochet - Chariot-Pointe de fleche / Gancio - Carrello e Punta freccia / Крюк и грузовая тележка 	2,44	1,65	1,58	410	
Contrapluma 1 / Counter-jib 1 / Gegenausleger 1 / Contre-fleche 1 / Controbraccio 1 / Консоль противовеса 1 	5,00	1,90	2,32	6000	
Contrapluma 2 / Counter-jib 2 / Gegenausleger 2 / Contre-fleche 2 / Controbraccio 2 / Консоль противовеса 2 	11,94	1,8	0,6	3150	
Barandillas / Protection				240	

	L(m)	W(m)	H(m)	Peso(Kg)
<p>Bloque de contrapeso / Counterweight blocks / Gegengewichtsblöcke / Bloc de contrepoids / Blocco di contrappeso / Плита противовеса</p> 	<p>A 3,5</p> <p>B 1,83</p>	<p>1,25</p> <p>1,25</p>	<p>0,29</p> <p>0,29</p>	<p>2750</p> <p>1500</p>
<p>Bloque apoyo de base / Base support block / Grundballastblöcke / Bloc de appui de base / Blocco di appoggio alla base</p> 	2	0,5	2	5000
<p>Base C60-900 / base C60-900 / Hauptträger für fundamentkreuz C60-900 / Base C60-900 / Base C60-900</p> 	8,66	1,47	0,96	8625
<p>Base C60R-P/U / base C60R-P/U / Hauptträger für fundamentkreuz C60R-P/U / Base C60R-P/U / Base C60R-P/U</p> 	9,01	1,94	1,35	13500
<p>Base C80R-U / base C80R-U / Hauptträger für fundamentkreuz C80R-U / Base C80R-U / Base C80R-U</p> 	11,8	1,94	1,35	17200
<p>Bloque lastre de base / Base ballast block / Grundballastblöcke / Bloc de lest de base / Blocco di zavorra alla base</p> 	<p>4,5</p> <p>5,8</p>	<p>0,51</p> <p>0,4</p>	<p>0,9</p> <p>1,5</p>	<p>5000</p> <p>8000</p>

		L(m)	W(m)	H(m)	Peso(Kg)	
Elemento de empotre / Foundation anchor / Fundamentanker / Pieds de scellement / El anpegare / Анкерные крепления						
		S60/8	1,85	1,85	1,6	956
		S60/R16	1,85	1,85	1,6	1108
		S70/8	2,27	2,27	1,6	1122
		S70R/16	2,27	2,27	1,6	1274
		S75R16/20	0,35	0,35	1,6	1200
		S75R16/22	0,5	0,5	2	1400
		S75R16/26	0,5	0,5	2,4	2100
		S75R24/26	0,5	0,5	2,4	3400
		S75R32/26	0,5	0,5	3	3500
		Dima	2,31	2,34	0,8	1650
Elemento de torre / Tower section / Turmstück / Elément de mât / Elemento di torre / Башенные секции						
		K	11,8	1,85	1,85	4620
		K	5,9	1,85	1,85	2505
		K	3	1,85	1,85	1500
		L	11,8	1,85	1,85	5325
		O	11,8	2,27	2,27	4980
		O	5,9	2,27	2,27	2680
		O	3	2,27	2,27	1580
		P	11,8	2,27	2,27	5880
		N	5,9			2850
		X	6	2,27	2,29	4830
		T	6	2,27	2,29	4780
		T	12	2,27	2,29	9000
		U	6	2,31	2,34	6200
		U	12	2,31	2,34	11180
		Z	6	2,31	2,55	7825
		Z	12	2,31	2,55	15064
		ZR	6	2,31	2,55	7925
		ZR	12	2,31	2,55	15200
		ZZR	12	2,31	2,55	15325
Jaula de telescopaje tipo O / Climbing cage type O / Hydraulikbühne O / Cage de telescopage type O / Gabbia di montaggio O / Монтажная обойма O						
		O-2.95	7,35	2,75	2,75	7000
Completa / Full / Vollständige / Complete / completa / полный		O- 5.9	11,2	2,75	2,75	9500
						
Estructura / Steel frame / Struktur / Construction / Struttura / структура						
		O-2.95				5400
		O- 5.9				7900
Hidraulico y accesorios / Hydraulic and accessories / Hydraulik-und Zubehör / hydraulique et accessoires / idrauliche ed accessori / Гидравлические и аксессуары						
						1600

	L(m)	W(m)	H(m)	Peso(Kg)
<p>Tramo trepador Otr / Tower section Otr / Turmstück Otr / Élément de mât Otr / Elemento di torre Otr / Башенные секции Otr</p> 	2,95 5,9 11,8	2,27 2,27 2,27	2,27 2,27 2,27	1590 2710 5102
<p>Marco trepado externo / Tie-frame / Cadre d'encrage externe / Sopralzo con ancoraggio esterno / внешняя рамка пристежки</p> 	2,76	2,76	0,26	1135
<p>Cabina y soporte / Cabin and platform / Kabine und wartungs / Cabine et support / Cabina e supporto / Кабина с основой</p> 	3,00	1,15	2,35	1210
<p>Unidad de rotacion / Complete slewing unit / Drehbühne / Orientation / Rotazione / Ороловок башни</p> 	2,22 2,32 2,32	1,64 2,32 2,32	3,28 1,83 4,43	1950 6400 8350



40" HC x 9 - HBG 36 m



x 8 - HBG 36 m