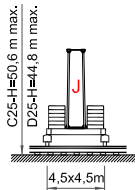
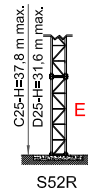


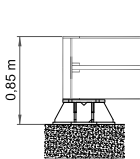
A-B-B1-C



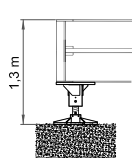
A-B-B1-C



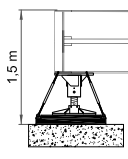
D



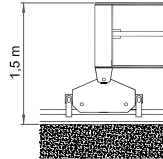
A



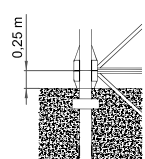
B



B1



C




























D




EN 14439-FEM 1005- C25/D25



Curvas de cargas - Load diagrams - Lastkurven - Courbes de charges - Curve di carico - График грузоподъёмности

55 m	SL	24	25	26	28	28,4	30	33	35	37	39	40	43	45	48	50	52	55	m	
		3000	3000	3000	3000	3000	2822	2519	2346	2192	2055	1991	1819	1717	1580	1498	1422	1320	Kg	
	SL	24	25	26	28	30	33	35	37	39	40	43	45	48	50	52	55	m		
		3000	3000	3000	3000	2822	2599	2317	2156	2012	1844	1825	1664	1569	1442	1366	1296	1200		Kg
	SL	15	16	18	21	24,4	28	30	33	35	38	40	43	45	48	50	52	55	m	
		3000	3000	3000	3000	3000	2553	2347	2085	1935	1724	1629	1480	1392	1274	1203	1138	1050	Kg	
	SL	13,5	15	18	21	24	28	30	33	35	38	40	43	45	48	50	52	55	m	
		6000	5317	4309	3600	3074	2553	2347	2085	1935	1724	1629	1480	1392	1274	1203	1138	1050	Kg	
	SL	14,3	15	18	21	24	27	30	33	35	38	40	43	45	48	50	52	55	m	
		6000	5718	4638	3881	3319	2886	2541	2261	2102	1895	1774	1615	1521	1395	1319	1250	1155	Kg	
50 m	SL	24	25	26	28	30	32,2	33	35	37	39	40	43	45	48	50	m			
		3000	3000	3000	3000	3000	3000	2918	2722	2548	2392	2319	2124	2008	1853	1760	Kg			
	SL	24	25	26	28	29,9	30	33	35	37	39	40	43	45	48	50	m			
		3000	3000	3000	3000	3000	2993	2674	2492	2330	2185	2119	1937	1830	1686	1600	Kg			
	SL	15	18	21	24	28	30	33	35	38	40	43	45	48	50	m				
		3000	3000	3000	3000	3000	2761	2461	2289	2067	1938	1767	1666	1531	1450	Kg				
	SL	15,3	20	21	24	27	30	33	35	38	40	43	45	48	50	m				
		6000	4442	4199	3596	3131	2761	2461	2289	2067	1938	1767	1666	1531	1450	Kg				
	SL	15	16,4	21	24	27	30	33	35	38	40	43	45	48	50	m				
		6000	6000	4552	3903	3403	3005	2682	2498	2259	2120	1936	1828	1682	1595	Kg				
45 m	SL	24	25	26	28	30	33	35	36,1	37	38	40	43	45	m					
		3000	3000	3000	3000	3000	3000	3000	3000	2916	2826	2660	2440	2310	Kg					
	SL	24	25	26	28	30	33,4	35	37	38	39	40	43	45	m					
		3000	3000	3000	3000	3000	2841	2660	2577	2498	2423	2220	2100	Kg						
	SL	15	18	20	21	24	27	30	31,6	35	37	40	43	45	m					
		3000	3000	3000	3000	3000	3000	3000	3000	2656	2483	2258	2064	1950	Kg					
	SL	17,3	18	20	21	24	27	30	33	35	37	40	43	45	m					
		6000	5740	5094	4819	4135	3609	3190	2850	2656	2483	2258	2064	1950	Kg					
	SL	15	18,6	20	21	24	27	30	33	35	38	40	43	45	m					
		6000	6000	5543	5245	4507	3938	3485	3117	2908	2636	2477	2268	2145	Kg					
40 m	SL	24	25	26	28	30	33	35,8	37	38	39	40	m							
		3000	3000	3000	3000	3000	3000	3000	2894	2805	2720	2640	Kg							
	SL	24	25	26	28	30	33,1	35	37	38	39	40	m							
		3000	3000	3000	3000	3000	2814	2634	2552	2474	2400	Kg								
	SL	15	18	20	22	24	30	31,5	33	36	38	40	m							
		3000	3000	3000	3000	3000	3000	2840	2558	2395	2250	Kg								
	SL	15	17,2	18	20	24	27	30	33	36	38	40	m							
		6000	6000	5722	5078	4122	3597	3179	2840	2558	2395	2250	Kg							
	SL	15	18	18,6	20	24	27	30	33	35	38	40	m							
		6000	6000	6000	5537	4502	3933	3481	3114	2904	2633	2475	Kg							
35 m	SL	24	25	26	28	34,7	35	m												
		3000	3000	3000	3000	3000	2970	Kg												
	SL	24	25	26	28	32	35	m												
		3000	3000	3000	3000	3000	2700	Kg												
	SL	15	19	20	21	24	27	30,5	35	m										
		3000	3000	3000	3000	3000	3000	2550	Kg											
	SL	15	16,7	20	21	24	27	30	35	m										
		6000	6000	4905	4639	3979	3470	3066	2550	Kg										
	SL	15	18	20	21	24	27	30	35	m										
		6000	6000	5359	5071	4355	3803	3364	2805	Kg										





## Bloque de contrapeso - Counterweight blocks - Gegengewichtsböcke - Bloc de contrepoid - Blocco di contrappeso - Плиты противовеса




	55 m			50 m			45 m			40 m			35 m		
	A	B	C	A	B	C	A	B	C	A	B	C	A	B	C
	5	2	-	5	1	1	5	-	2	4	1	1	3	2	-
	14300 kg			13750 kg			13200 kg			11450 kg			9700 Kg		

## Mecanismos - Mechanisms - Antriebe - Mécanismes - Meccanismi - Приводы



33 Hp (24 Kw) INV  
400V / 50HZ  
HBG 90 m S/R Ø10mm


\* HBG D-Max 200 m S/R Ø10mm

		m/min								
			0-8	0-35	0-56	0-100	0-4	0-17,5	0-28	0-50
380 m		Kg	3000	3000	2200	1000	6000	6000	4400	2000
		Kw	24	24	24	24	24	24	24	24

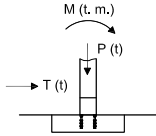
	m/min	11 / 37 / 75		
	Kw	3		
	r.p.m	0,3	0,6	0,9
	Kw	2 x 5,5		
	m/min	20		
	Kw	2 x 2,2		

33Hp (24Kw) - INV


		400V 50Hz I <sub>max</sub> = 72A Fuse= 80A	TOTAL POWER 42 KVA	GENERATOR 75 KVA	100m 4x25mm <sup>2</sup>	150m 4x35mm <sup>2</sup>	200m 4x35mm <sup>2</sup>
		2006/95 /CEE 2005/68/CEE					

- \* Opcional / Optional / Opzionale
-  Elevación / Hoisting / Heben / Levage / Sollevamento
-  Distribución / Trolleying / Katzfahren / Distribution / Distribuzione
-  Orientación / Slewing / Schwenken / Orientation / Rotazione
-  Traslado / Travelling / Schlenenfahren / Translation / Traslazione
-  Cable / Rope / Seil / Câble / Funo

FEM 1005-C25-D25 / EN 14439 - Mástil / Reacciones - Masts / Reactions - Maste / Eckdrücke - Mat / Réactions - Torre / Réazioni - Реакции / Комплектация башни



- E = TORRE TL 55 1,20 M39/M39 8/8
- J = CAMPANA S17 10m 1,2/1,7 M39/M45 8/8
- K = TORRE S17 1,70 M45 8/8
- N = CAMPANA S21-S17 8/8
- O = TORRE S21 8/8
- P = TORRE S21 16/8
- Q = TORRE S21 16/16



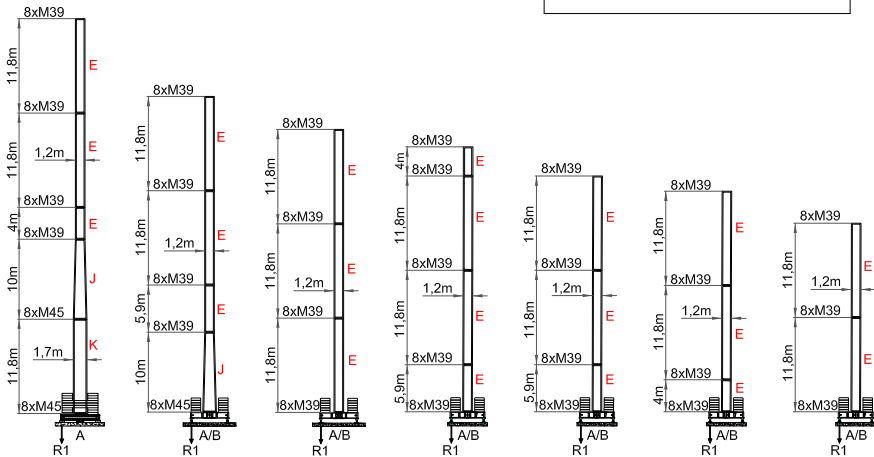
C25	H (m)	23,85	27,8	29,7	35,6	37,8	39,8	49,7	61,5	69,3	75,2
	M (T-m)	130	148,4	158	193	209	223,7	340	570	700	820
	T (t)	5,1	5,7	6	7	7,2	7,9	10,1	13,5	15	16,2
	P (t)	32,4	33,7	34,3	35,2	35,9	37,9	44	50,2	55,2	59,3

D25	H (m)	23,85	27,8	29,7	31,6	33,8	35,8	45,7	51,5	59,3	65,2
	M (T-m)	145,6	166	177	193	209	223,7	340	570	700	820
	T (t)	5,6	6,1	6,5	7	7,2	7,9	10,1	13,5	15	16,2
	P (t)	32,4	33,7	34,3	35,2	35,9	37,9	44	50,2	55,2	59,3

**i** Consultarnos - Consultateci - Consult us - Nous consulter - Auf anfrage - Другие высоты подъема и наращивание крана по запросу

FEM 1005-C25-D25 / EN 14439 - Bloque lastre de base - Base ballast block - Grundballastblöcke -  
 Bloc de lest de base - Blocco di zavorra alla base - Балласты опорной рамы

K = TORRE S17 1,70 M45 8/8  
 J = CAMPANA S17 10m 1,20/1,70 M39/M45 8/8  
 E = TORRE TL 55 1,20 M39/M39 8/8  
 C38 = 3,8x3,8m 1,2 HB 600  
 C45-700 = 4,5x4,5m -1,2/1,7



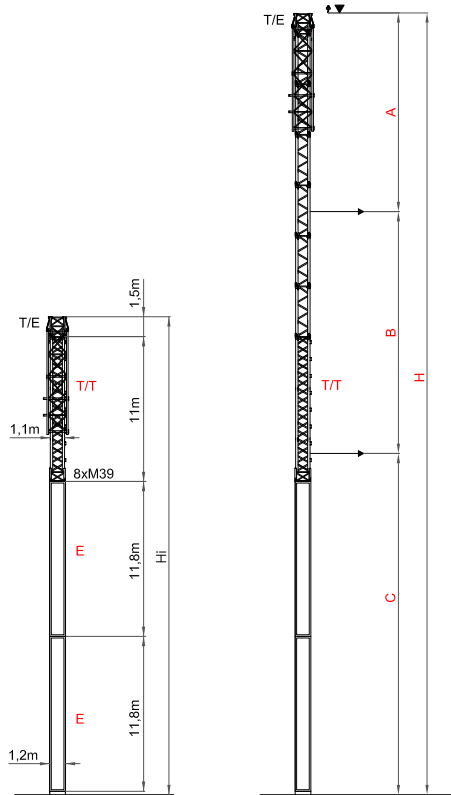
<b>C25</b>	H(m): 50,6	H(m): 40,8	H(m): 36,7	H(m): 34,8	H(m): 30,8	H(m): 28,9	H(m): 24,8
	C45-700	C45-700	C45-700	C38	C38	C38	C38
	LASTRE: 121,6 Tn	LASTRE: 76 Tn	LASTRE: 60,8 Tn	LASTRE: 76 Tn	LASTRE: 60,8 Tn	LASTRE: 53,2 Tn	LASTRE: 45,6 Tn
	R1= 91,5 Tn	R1= 56,2 Tn	R1= 48,5 Tn	R1= 52,9 Tn	R1= 49 Tn	R1= 45,9 Tn	R1= 42 Tn

<b>D25</b>	H(m): 44,8	H(m): 40,8	H(m): 36,7		H(m): 30,8	H(m): 28,9	H(m): 24,8	
	C45-700	C45-700	C45-700		C38	C38	C38	
	LASTRE: 121,6 Tn	LASTRE: 91,2Tn	LASTRE: 83,6 Tn		LASTRE: 83,6 Tn	LASTRE: 76 Tn	LASTRE: 60,8 Tn	
	R1= 91,5 Tn	R1= 67,5 Tn	R1= 62,4 Tn		R1= 55,6 Tn	R1= 54,7 Tn	R1= 49,3 Tn	
	K-11,8	J	E-11,8	E-5,9	E-4	K-5,9	J	E-11,8
	1	1	1	1	1	1	1	2

Proceso de trepado - Climbing - Kletterkrane - Telescopable - Sopralzo idraulico - Процесс наращивания крана

C25 TREPADO EXTERNO / EXTERNAL CLIMBING / GEANKERTER KRAN / GRUE ANDRÉE / GRU ANCORATA / ВОСХОЖДЕНИЕ ЭКСТЕРНО

TL



	MONOBLOCK SM110/3,85
A max.	28,5 m
B max.	19,25 m
C max.	26 m
Hl max.	36,1 m
H max. C+B+A	73,7 m
H max. C+B+B+A	93 m / ①

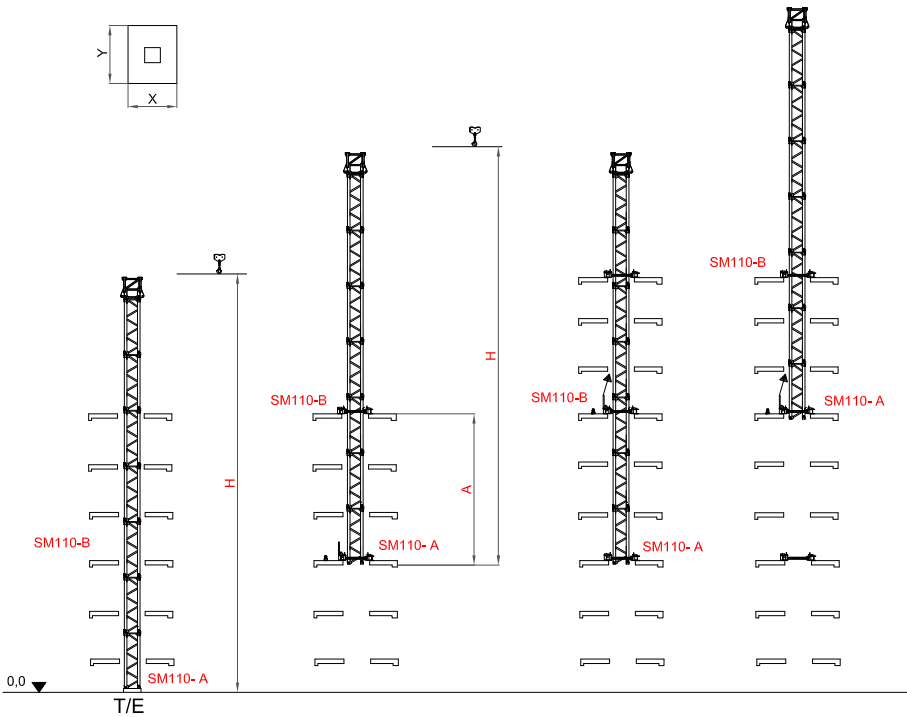
	PAG. 3 ⊗ MONOBLOCK SM110/3,85
A max.	28,5 m
B max.	19,25 m
C max.	40 m
Hl max.	50 m
H max. C+B+A	87,7 m
H max. C+B+B+A	107 m / ①

① Consultarnos - Consultateci - Consult us - Nous consulter - Auf anfrage - Другие высоты подъема и наращивание крана по запросу

C25 - TREPADO INTERNO / BOTTOM CLIMBING CRANE / KLETTERKRANE IM GEBÄUDE / TÉLESCOPAGE SUR DALLES / GRU CLIMBING ВНУТРЕННИЙ ПРОЦЕСС ТЕЛЕСКОПИРОВАНИЯ

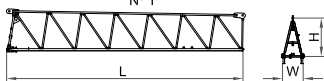
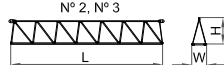
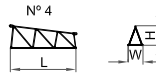

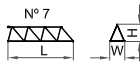
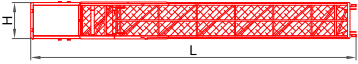
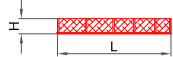
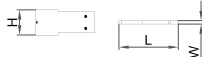
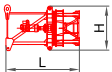
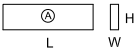
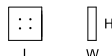
	MONOBLOCK SM110/3,85
A max.	8 - 11 m
H	32 m
X	1,8 m
Y	2,15 m

TL

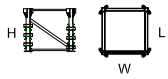

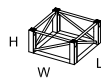
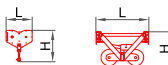
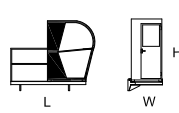
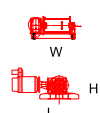


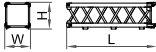
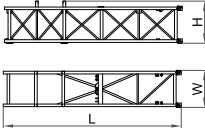
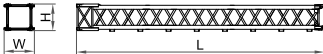
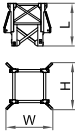
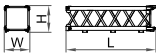
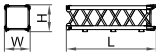
ⓘ Consultarnos - Consultated - Consult us - Nous consulter - Auf anfrage - Другие высоты подъема и наращивание крана по запросу

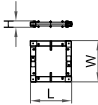

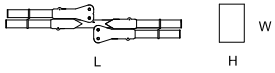
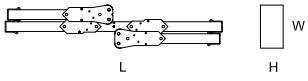
## Dimensiones y transporte - dimensions and transport - Abmessungen und Transport - dimensions et des transporte - dimensioni e trasporti - Размеры и транспорта

	L(m)	W(m)	H(m)	Peso(Kg)
<p><b>Pluma tramo primero</b> / Jib heel section / Ausleger-Anlenkstück / Pied de fleche / Settore articolato di braccio / Корневая секция стрелы</p> <p>Nº 1</p> 	1	11,74	1 1,85	2400
<p><b>Elemento Intermedio de pluma</b> / Intermediate jib section / Ausleger-Zwischenstück / Élément intern. de fleche / Spezzone di braccio / Промежуточная секция стрелы</p> <p>Nº 2, Nº 3</p> 	2	11,8	1 1,8	1675
<p>Nº 4</p> 	3	11,8	1 1,8	1063
<p>Nº 5, Nº 6</p> 	4	5	1 1,8	400
<p>Nº 7</p> 	5	5	1 1,3	313
	6	5	1 1,19	260
	7	5	1 1,18	275
<p><b>Contrapluma</b> / Counter-jib / Gegenausleger / Contre-fleche / Controbraccio / Консоль противовеса</p> 		11,49	0,32 1,29	2190
		4,05	0,30 0,58	102
<p><b>Bloque de contrapeso</b> / Counterweight blocks / Gegengewichtsböcke / Bloc de contrepois / Blocco di contrappeso / Плита противовеса</p> 	A	2,94	0,30 1,25	2300
	B	2,94	0,18 1,25	1400
	C	1,70	0,18 1,25	850
<p><b>Cabeza de torre</b> / Tower head / Turmspitze / Porte - flèche / Testa di torre / Оголовок башни</p> 		3,14	1,8 1,7	3198
<p><b>Bloque lastre de base</b> / Base ballast block / Grundballastböcke / Bloc de lest de base / Blocco di zavorra alla base / Плиты балласта опорной рамы</p> 		4,5	0,51 0,9	5000
		5,8	0,4 1,5	8000
<p><b>Bloque apoyo de base</b> / Base support block / Grundballastböcke / Bloc de appui de base / Blocco di appoggio alla base</p> 		2	0,5 2	5000



	L(m)	W(m)	H(m)	Peso(Kg)		
<b>Elemento de torre / Tower section / Turmstück / Élément de mât / Elemento di torre / Башенные секции</b>						
E	11,8	1,2	1,38	3782		
ER	11,8	1,38	1,38	4295		
E	8,0	1,2	1,38	2654		
E	5,9	1,2	1,38	2090		
E	4,0	1,2	1,38	1527		
J	10	1,85	1,38	3520		
K	11,8	1,85	1,85	4620		
K	5,9	1,85	1,85	2505		
K	3	1,85	1,85	1500		
L	11,8	1,85	1,85	5325		
M	11,8	1,85	1,85	5670		
N	5,9	2,27	2,27	2850		
O	11,8	2,27	2,27	4980		
O	5,9	2,27	2,27	2680		
O	3	2,27	2,27	1580		
P	11,8	2,27	2,27	5880		
Q	11,8	2,27	2,27	5900		
X	6	2,27	2,29	4830		
T	6	2,27	2,29	4780		
T	12	2,27	2,29	9000		
U	6	2,31	2,34	6200		
U	12	2,31	2,34	11180		
Z	6	2,31	2,55	7825		
Z	12	2,31	2,55	15064		
ZR	6	2,31	2,55	7925		
ZR	12	2,31	2,55	15200		
<b>Elemento de empotre / Foundation anchor / Fundamentanker / Pleds de scellement / El anegare / Анкерные крепления</b>						
	S51	1,2	1,38	1,42	496	
	S52R	1,2	1,38	1,42	594	
	S52RR	1,2	1,38	1,5	670	
	S60/8	1,85	1,85	1,6	956	
	S60R/16	1,85	1,85	1,6	1108	
	S70/8	2,28	2,28	1,6	1122	
	S70R/16	2,28	2,28	1,6	1274	
		S75R16/20	0,35	0,35	1,6	1200
		S75R16/22	0,50	0,50	2	1400
		S75R16/26	0,50	0,50	2,4	2100
S75R24/26		0,50	0,50	2,4	3400	
S75R32/26		0,50	0,50	3	3500	
	DIMA	2,31	2,34	0,8	1650	
<b>Gancho y Carro / Hook and Trolley / Lasthaken - Laufkatze / Crochet - Chariot / Gancho e Carrello / Крюк и грузовая тележка</b>						
		0,75	0,12	1,4	164	
		0,96	1,10	0,62	184	
<b>Cabina y soporte / Cabin and platform / Kabine und wartungs / Cabine et support / Cabina e supporto / Кабина с основой</b>						
		3,00	1,15	2,35	558	
<b>Equip de elevacion / Holst winch / Heben / Levage / Sollevamento / подъемник</b>						
		1,6	1,2	0,7	830	

	L(m)	W(m)	H(m)	Peso(Kg)
<p><b>Tramo trepador SM110</b> / Climbing tower section / Turmstück / Mâture télescopable / Elemento di torre monolitico / Монтажная секция башни</p> 	4,09	1,17	1,22	1420
<p><b>Jaula de telescopaje SM110</b> / Climbing cage SM110 / Hydraulikbühne SM110 / Cage de telescopage SM110 / Gabbla di montaggio SM110 / Монтажная обойма SM110</p> <p><b>Completa</b> / Full / Vollständigle / Complete / completa / полный</p> 	8,1	1,7	1,92	3840
<p><b>Estructura</b> / Steel frame / Struktur / Construction / Struttura / структура</p>				2425
<p><b>Hidraulico y accesorios</b> / Hydraulic and accessories / Hydraulik-und Zubehör / hydraulique et accessoires / idrauliche ed accessori / Гидравлические и аксессуары</p>				1415
<p><b>Tramo de transición SM110-1,2/1,09</b> / Climbing connection frame / Turmstück Element de transition / Telaio di raccordo a spinta / Переходная секция башни</p> 	11,2	1,38	1,21	3695
<p><b>Tramo de enlace a cabina SM110-1,09/1,2</b> / Climbing cage connection frame / Turmstück Element de connection pour la cage de telescopage / Telaio di raccordo a spinta / Секция башни для соединения с кабиной</p> 	1,5	1,65	1,65	875
<p><b>Tramo trepador SM110 - A</b> / Climbing tower section / Turmstück / Mâture télescopable / Elemento di torre monolitico / Монтажная секция башни</p> 	4,09	1,17	1,22	1900
<p><b>Tramo trepador SM110 - B</b> / Climbing tower section / Turmstück / Mâture télescopable / Elemento di torre monolitico / Монтажная секция башни</p> 	4,09	1,17	1,22	1750

	L(m)	W(m)	H(m)	Peso(Kg)
<p><b>Marco trepado externo</b> / Tie-frame / Cadre d'encrage externe / Sopralzo con ancoraggio esterno / внешняя рамка пристежки</p> 	1,7	1,7	0,26	720
<p><b>Marco trepado Interno</b> / Floor climbing frame / Cadre d'encrage Interne / Sopralzo interno / внутренняя рамка пристежки</p> 	2,4	2,38	0,45	1503
<p><b>Hidraulico y accesorios</b> / Hydraulic and accessories / Hydraulik-und Zubehör / hydraulique et accessoires / idrauliche ed accessori / Гидравлические и аксессуары</p>				1100
<p><b>Base C38</b> / base C38/ Hauptträger für fundamentkreuz C38 / Base C38 / Base C38</p> 	5,75	1,47	0,77	3670
<p><b>Base C38-900</b> / base C38-900 / Hauptträger für fundamentkreuz C38-900 / Base C38-900 / Base C38-900</p>	5,75	1,47	0,97	5550
<p><b>Base Cruciforme C45-700</b> / Crossbase C45-700 / Fundamentkreuz C45-700 / Châssis C45-700 / Carro base C45-700</p> 	6,7	1,3	0,77	6190



40" HC x 4 - HBG 35,6 m



x 3 - HBG 24 m